


LECTRA Aid[®]


PERSON LIFT



Lectra Aid[®] operates on a reversing 12 volt D.C. motor, and is powered by the RV battery.



**TRAVEL
WITH
DIGNITY**



PLATFORM LIFT

The skid resistant platform can easily be attached to your RV. The *Lectra Aid*® standard 48 inch (122 cm) model travels 40 inches (102 cm) and lifts up to 250 pounds (113 kg). The lift is very compact, approximately 50 inches (127 cm) high and 2.25 inches (6 cm) in diameter. When traveling the platform is removed for storage.

Specifications:

Standard lift tube: 50 inches (127 cm) overall
 Weight : 30 pounds (14 KG)
 Platform complete: 20 pounds (9 KG)
 Platform Dimensions: 2" (5cm)x 13" (33cm)
 x16"(41cm)

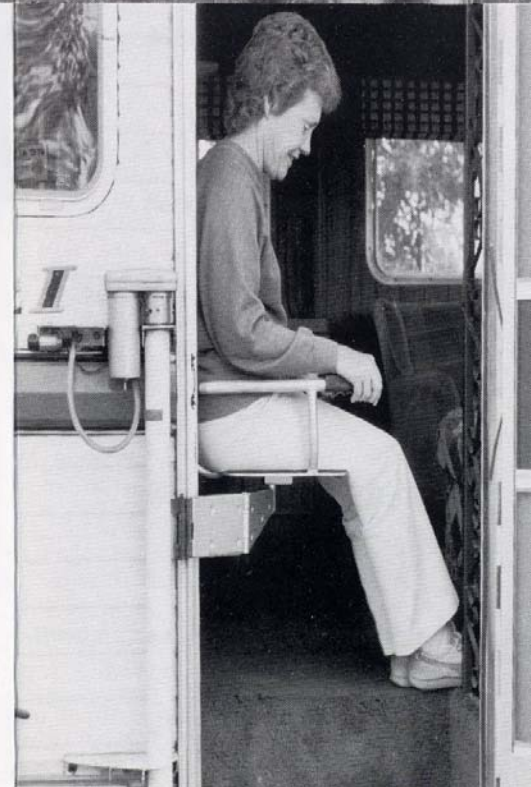


CHAIR LIFT

The other feature of our lift is the Chair attachment. The person is seated, raised and then easily swings into your RV using the double hinged bracket. Minimal modification is needed for your vehicle. The chair is constructed of durable aluminum. Like the platform the Chair Assembly is easily removed for travel.

Specifications:

Chair with brackets: 20 pounds (9 KG)
 Lift tube with chair: 55 pounds (25 KG)
 Standard seat width: 17 inches (43 cm)
 or to your specifications.



PERSON VAN LIFT



SPECIFICATIONS:

Lift tube with chair and dropped swing arm bracket.
Approximate weight 38 lbs.
12 volt operation.